



2010 Update on Services for Veterans with Substance Use Disorders

John Allen, PhD
Associate Chief Consultant,
Addictive Disorders




Issues to be Covered

- Status of SUD Program
- Recent Significant Events
- Current Initiatives

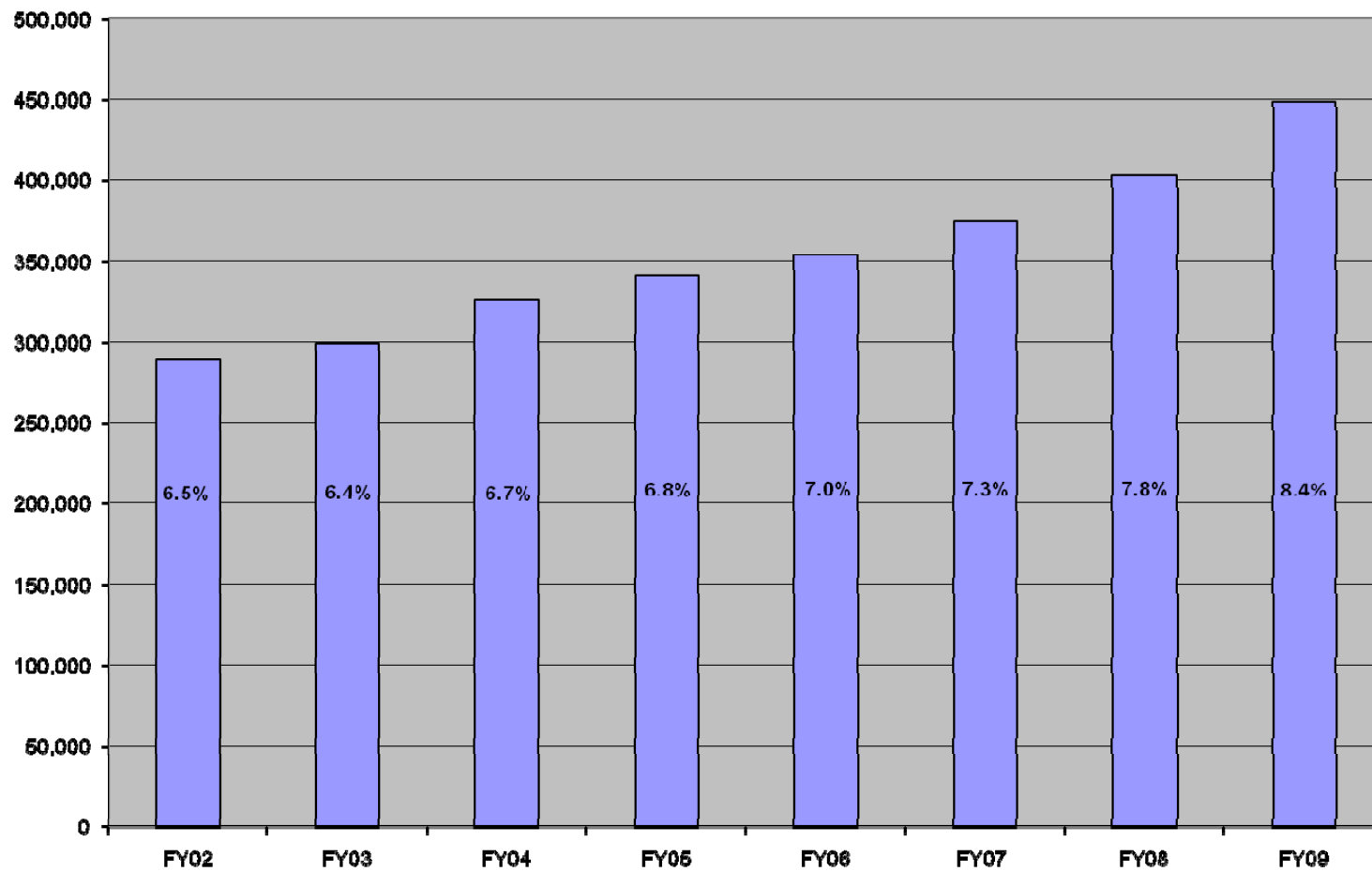


Status of SUD Program



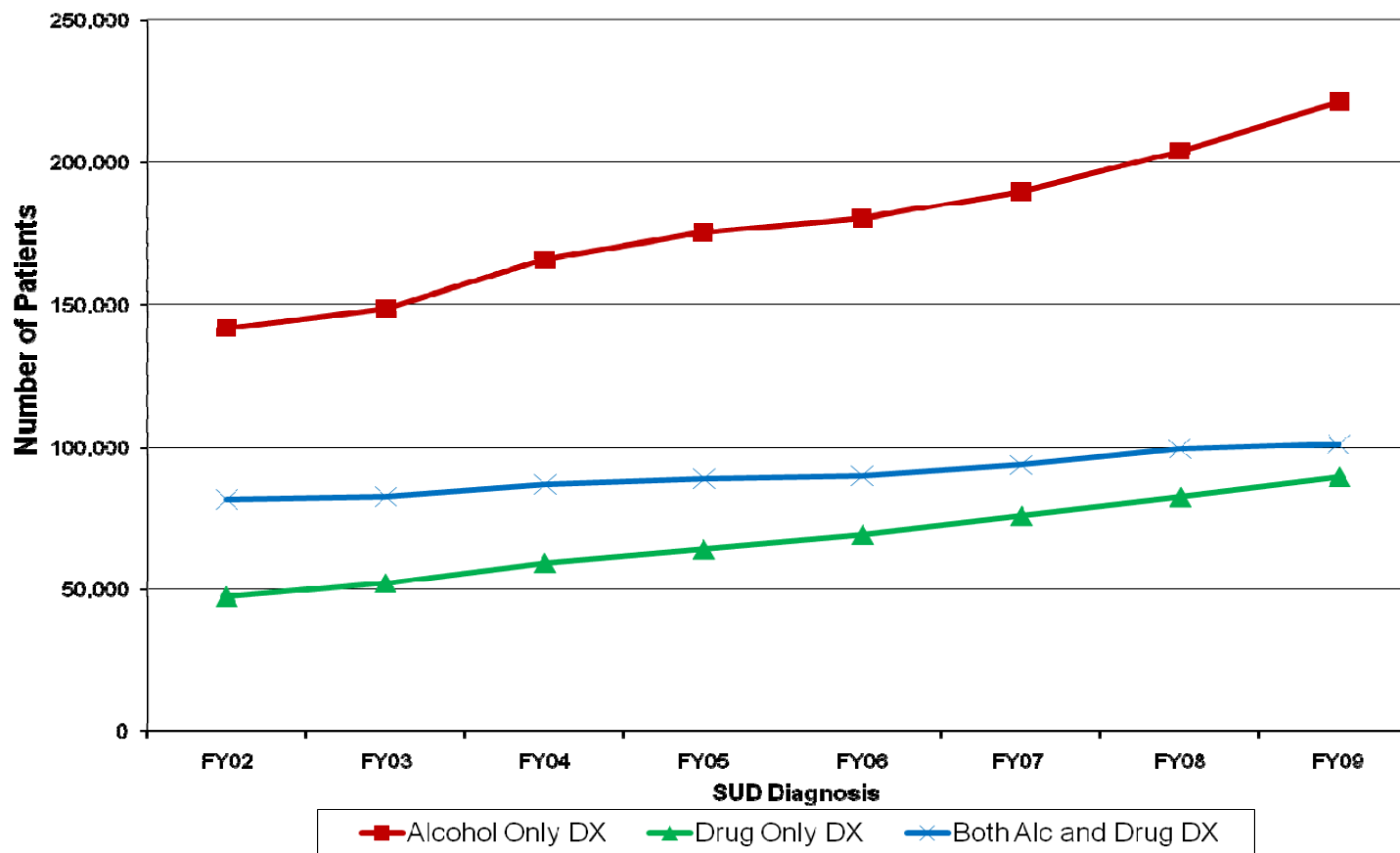


Number of Outpatients with SUD Diagnoses (FY02-FY09)



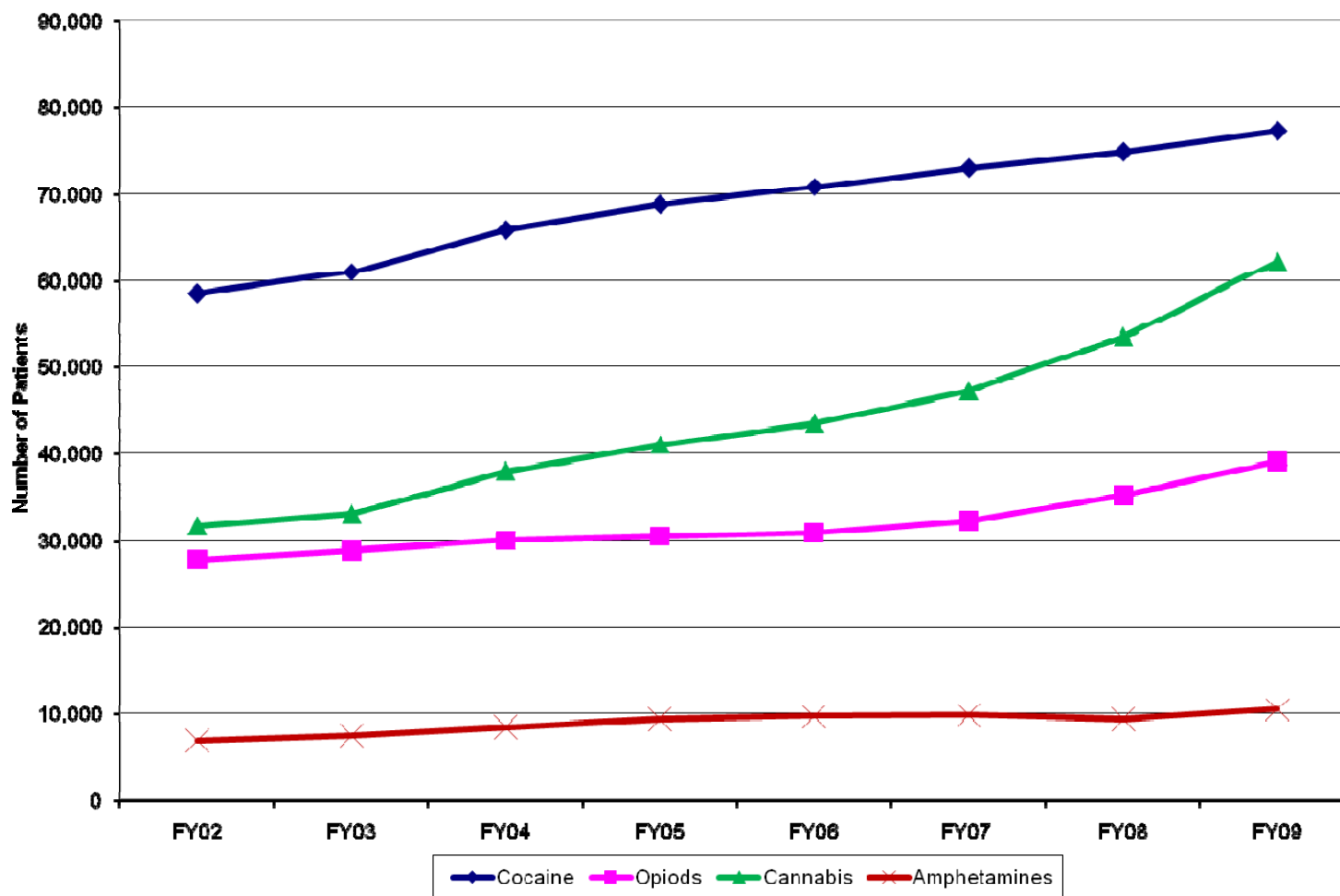


Prevalence of SUD Diagnoses





Diagnoses by Drug of Abuse





Pharmacotherapy for AUD FY07: (Harris et al. Psychiatric Services 4/10)


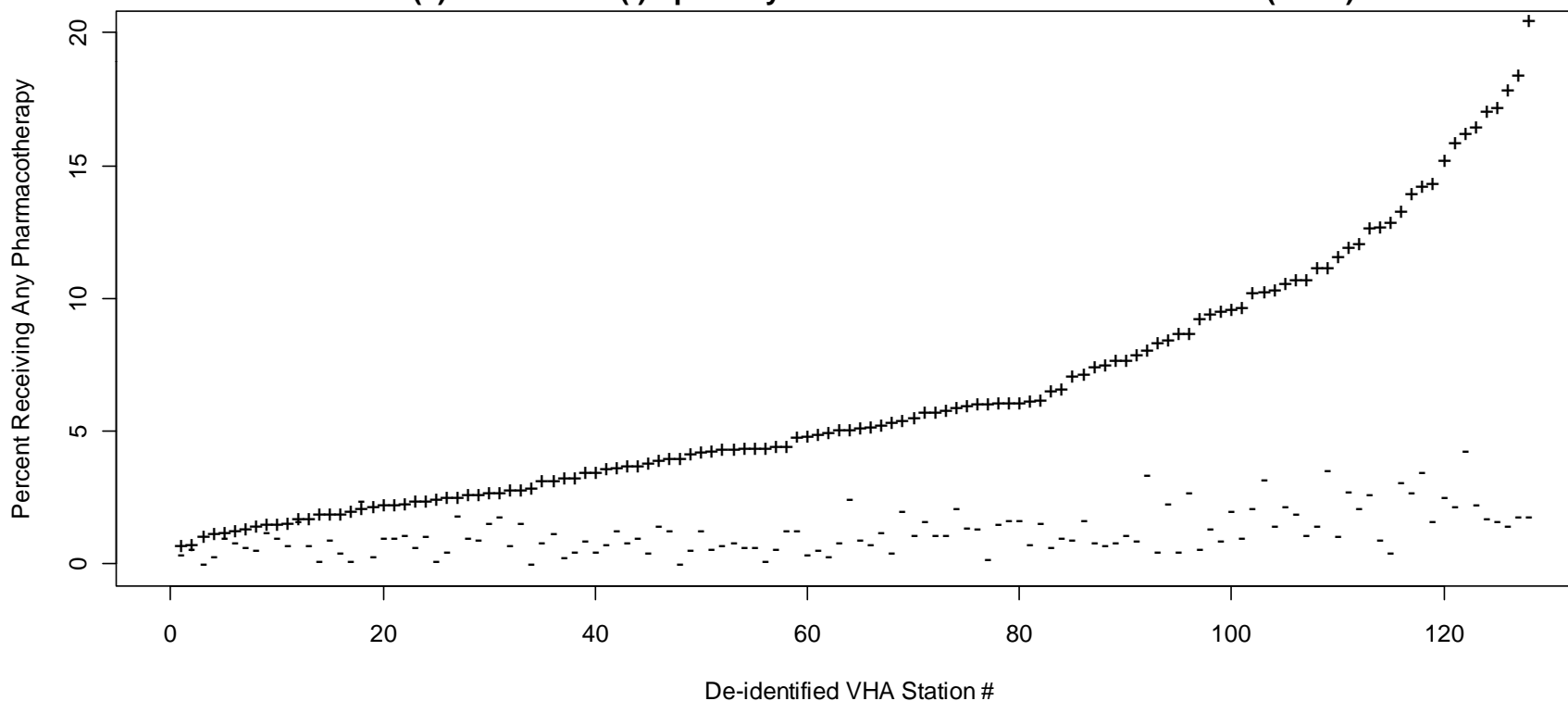
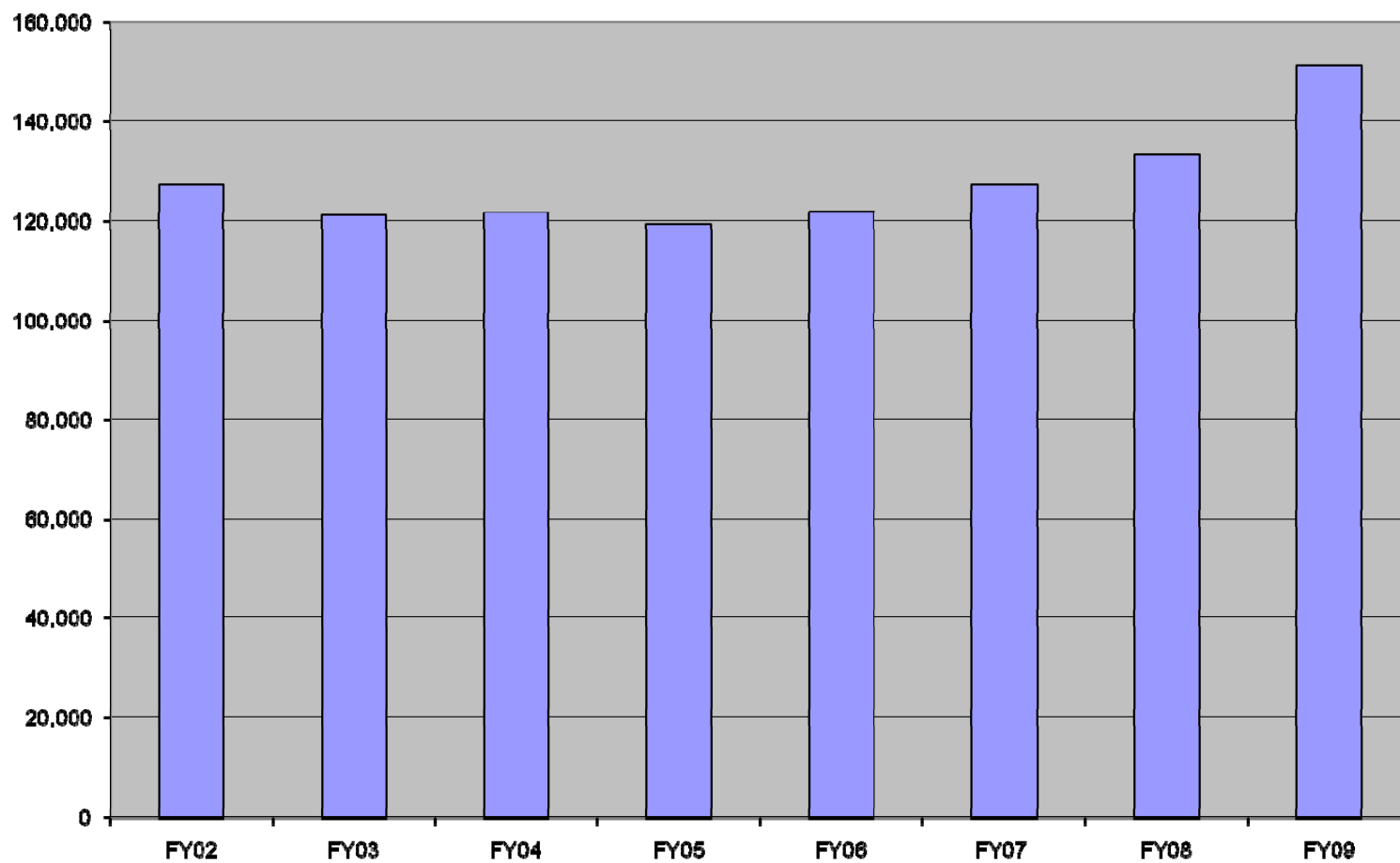


Figure 1
Rates of Pharmacotherapy in Patients with Alcohol Use Disorders
With (+) and Without(-) Specialty Care Contact in 128 VHA Facilities (FY07)



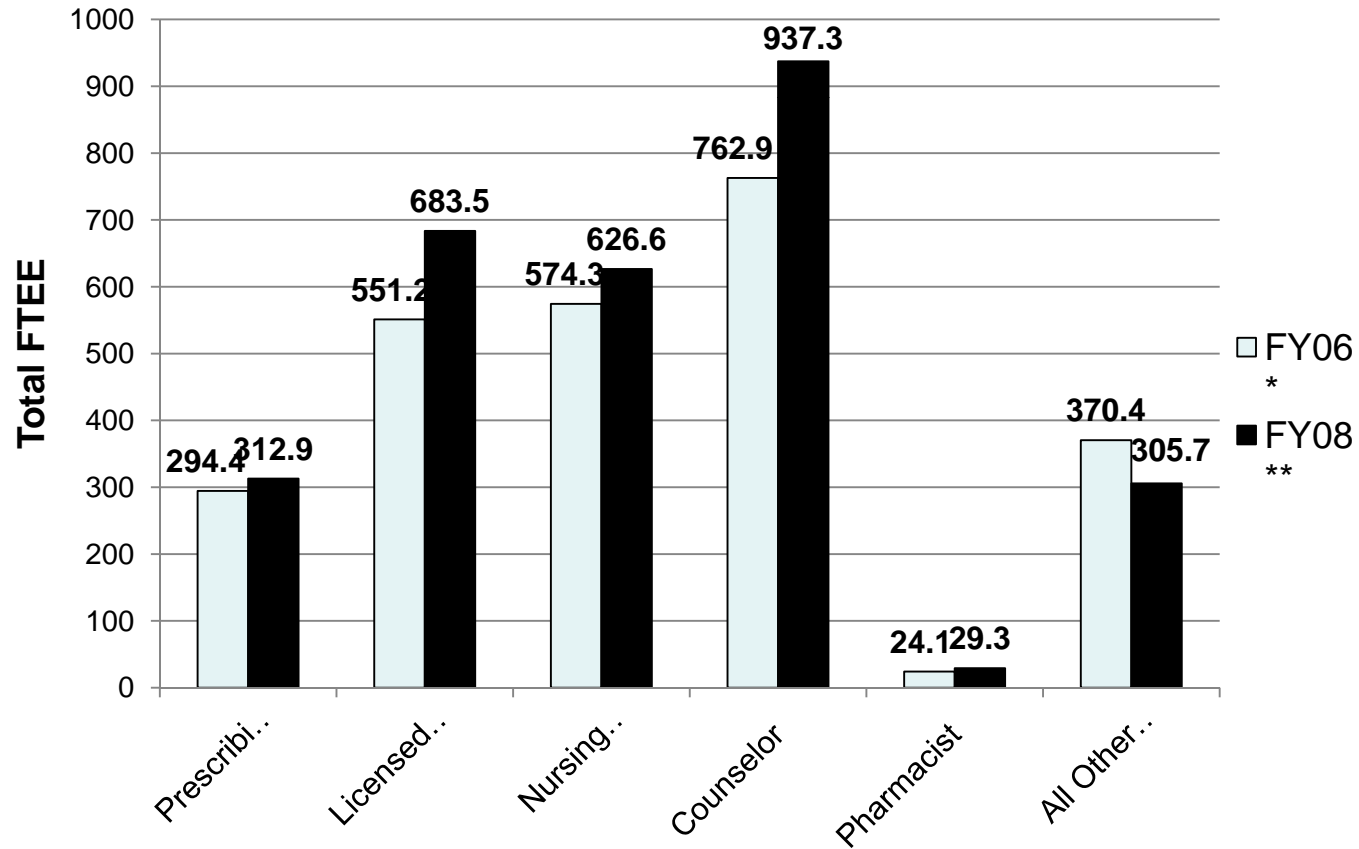


Number of Patients Receiving SUD Specialty Treatment





2006 & 2008 SUD Program FTEE Comparison by Position Type





2006 & 2008 24-Hour Care FTEE Comparison by Position Type

Position Type	2006 DAPS Total FTEE* N=84**	2008 DAPS Total FTEE* N=76**	% Change
Prescribing staff: Psychiatrist, Physician, Physician Assistant & Nurse Practitioner	124	95	-23%
LIP Counselor: Psychologist (Ph.D. or Psy.D.) & Social Worker (MSW, CSW, ACSW etc.)	224	203	-9%
Nursing Staff: RN, Clinical Nurse Specialist, LP Nurse, LV Nurse & Nursing Assistant	368	387	5%
Non-LIP Counselor: Addiction Therapist, Counselor (non-MSW), Recreational Therapist, Vocational Rehab. Specialist, Psychology/Social Work/Rehab. Tech or Aide.	377	486	29%
Pharmacist	4	5	25%
All Other Staff: Secretary, Administrative Assistant, Clerk & other staff	202	145	-28%
TOTAL FTEE	1298	1321	2%

Note: 24-hour care includes residential and inpatient SUD treatment programs.

* These totals reflect FTEE (Full-time equivalent employees) based on-site.

** Total number of 24-hour care SUD treatment programs.



2006 & 2008 Outpatient FTEE Comparison by Position Type

Position Type	2006 DAPS Total FTEE* N=139**	2008 DAPS Total FTEE* N=185**	% Change
Prescribing staff: Psychiatrist, Physician, Physician Assistant & Nurse Practitioner	171	218	28%
LIP Counselor: Psychologist (Ph.D. or Psy.D.) & Social Worker (MSW, CSW, ACSW etc.)	328	481	47%
Nursing Staff: RN, Clinical Nurse Specialist, LP Nurse, LV Nurse & Nursing Assistant	206	240	16%
Non-LIP Counselor: Addiction Therapist, Counselor (non-MSW), Recreational Therapist, Vocational Rehab. Specialist, Psychology/Social Work/Rehab. Tech or Aide.	386	452	17%
Pharmacist	20	24	18%
All Other Staff: Secretary, Administrative Assistant, Clerk & other staff	169	161	-5%
TOTAL FTEE	1279	1575	23%

Note: These data include intensive outpatient and standard outpatient SUD treatment programs.

* These totals reflect FTEE (Full-time equivalent employees) based on-site.

** Total number of intensive outpatient and standard outpatient SUD treatment programs.



Significant Recent Events

- Successful conclusion of GAO review of SUD program
- VA-DoD Guideline on SUD
 - www.healthquality.va.gov
- Clinical Guidance on SUD-PTSD Specialist
 - vaww.national.cmop.va.gov/MentalHealth/default.aspx
- Implementing Brief Addiction Monitor (BAM)
- Methadone maintenance safety alert



In-Progress and Upcoming (1)

- Pilot testing of self report screen for drug abuse
- Directive and clinical guidance on medical marijuana
- Direct biomarkers of alcohol use study



In-Progress and Upcoming (2)

- SUD collaboration with Homeless Care Line
- Selection of SUD deputy
- Regional IOP conference and training